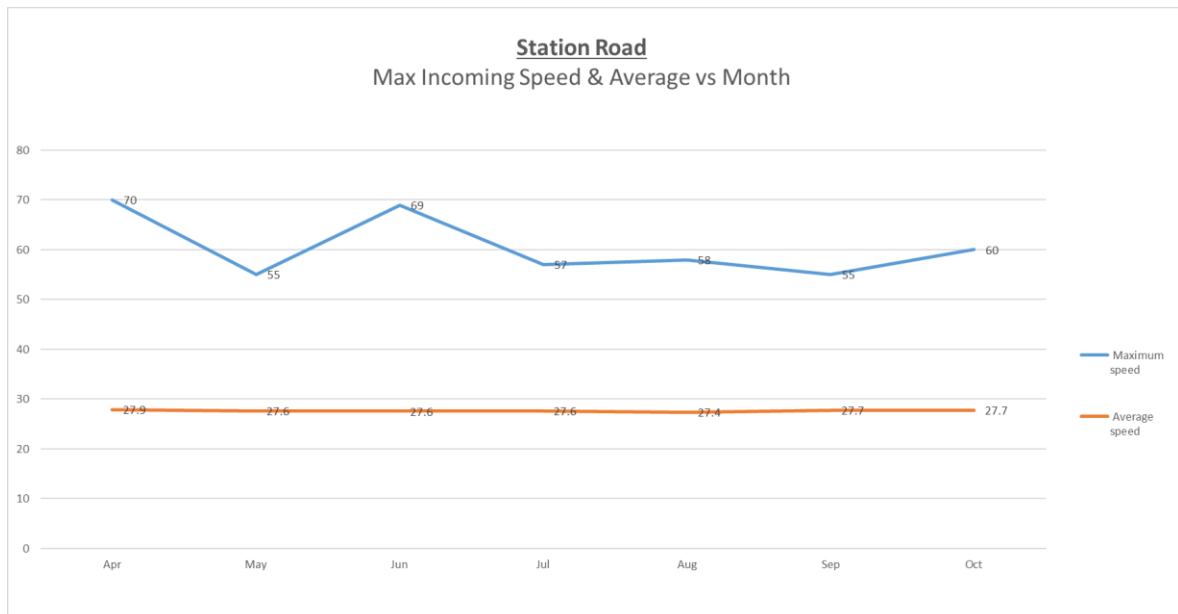
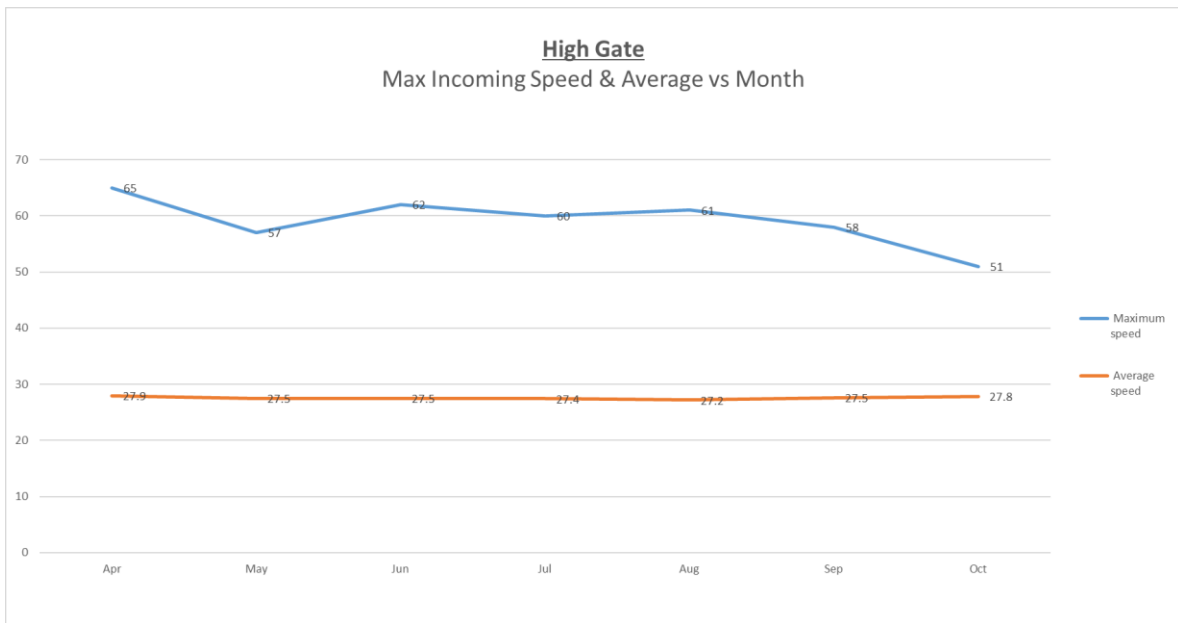
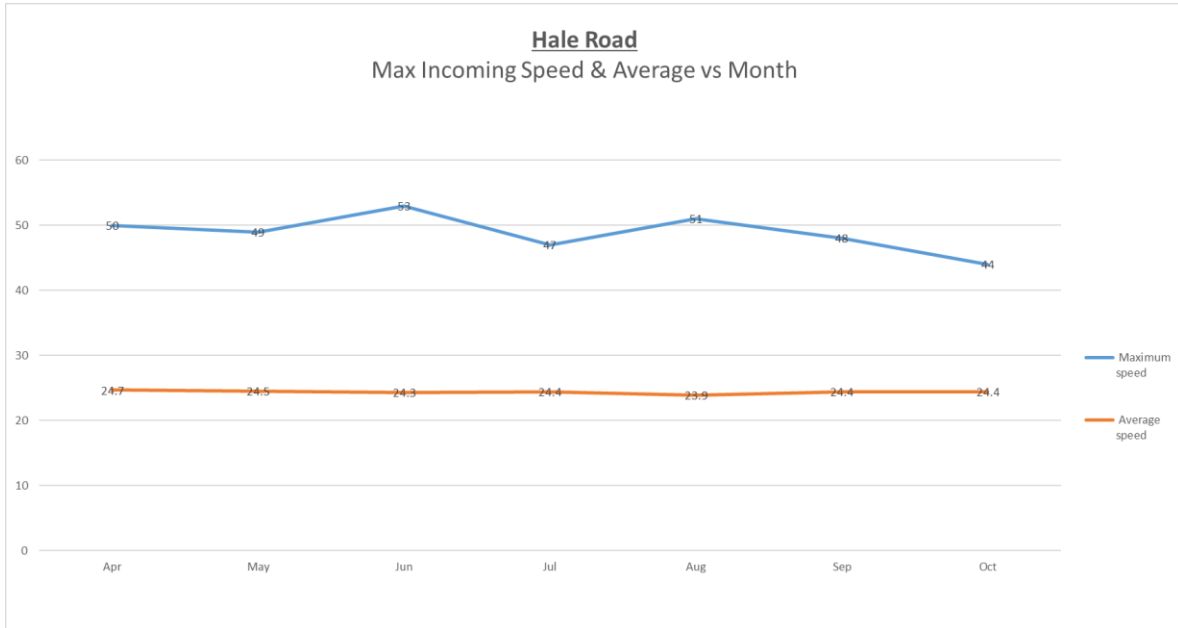


6 Month Overview to 10/10/23

Location	Year	Month	Direct	Number of vehicles	Average speed	85th Percentile Speed	Maximum speed		
Hale Road	2023	May	Incoming	18498	25	26	49		
			Outgoing	18381	27	28	48		
		Jun	Incoming	18590	24	26	53		
			Outgoing	18793	26	28	52		
		Jul	Incoming	18812	24	26	47		
			Outgoing	18753	26	28	47		
		Aug	Incoming	13865	24	26	51		
			Outgoing	13826	26	28	48		
		Sep	Incoming	18189	24	26	48		
			Outgoing	17882	26	28	47		
		Oct	Incoming	6069	24	26	44		
			Outgoing	5663	27	28	48		
		Hale Road Total				187321	25	27	53
		High Gate	2023	May	Incoming	15190	27	30	57
Outgoing	14800				31	34	73		
Jun	Incoming			15033	28	30	62		
	Outgoing			14963	31	34	63		
Jul	Incoming			14244	27	30	60		
	Outgoing			14392	31	34	70		
Aug	Incoming			15890	27	29	61		
	Outgoing			16353	31	34	70		
Sep	Incoming			15882	28	30	58		
	Outgoing			16097	31	34	73		
Oct	Incoming			5056	28	31	51		
	Outgoing			5648	31	35	70		
High Gate Total				163548	29	33	73		
Station Road	2023			May	Incoming	11322	28	30	55
		Outgoing	12596		31	34	75		
		Jun	Incoming	11439	28	30	69		
			Outgoing	12406	31	34	62		
		Jul	Incoming	11085	28	30	57		
			Outgoing	12266	31	34	60		
		Aug	Incoming	14883	27	30	58		
			Outgoing	15233	31	34	76		
		Sep	Incoming	11397	28	30	55		
			Outgoing	12593	31	34	66		
		Oct	Incoming	3811	28	30	60		
			Outgoing	4174	31	34	65		
		Station Road Total				133205	29	33	76

Max Incoming and Average Speed Trend



85th Percentile Speed Trend

